

July 2018

Important Product Safety Bulletin
Eaton Heavy Duty 30A and 60A Safety Switches

Eaton has identified a potential nonconformance with certain Eaton Heavy Duty 30A and 60A Safety Switches. The safety switch can potentially supply power when the handle is in the “off” position, subjecting the operator of the switch or any downstream equipment to risk of serious bodily injury or death.

This issue affects various configurations of **30A and 60A Heavy Duty** safety switches **manufactured between November 19, 2015 and January 23, 2018**. Please see Appendix B for a complete list of affected catalog number prefixes. Potentially affected switches can be identified using the information identified in Figures 1 and 2.

You are receiving this notification because Eaton’s records indicate you received an Eaton 30A or 60A Heavy Duty Safety Switch manufactured within the above stated date range. If you are not the end customer for this product and you have subsequently shipped this product to a third-party, please forward this notice to the end customer/third-party. Electronic copies of this notice that may be downloaded and forwarded are available at www.eaton.com/hdss-advisorybulletin.

Figure 1. Location of catalog number and date code.

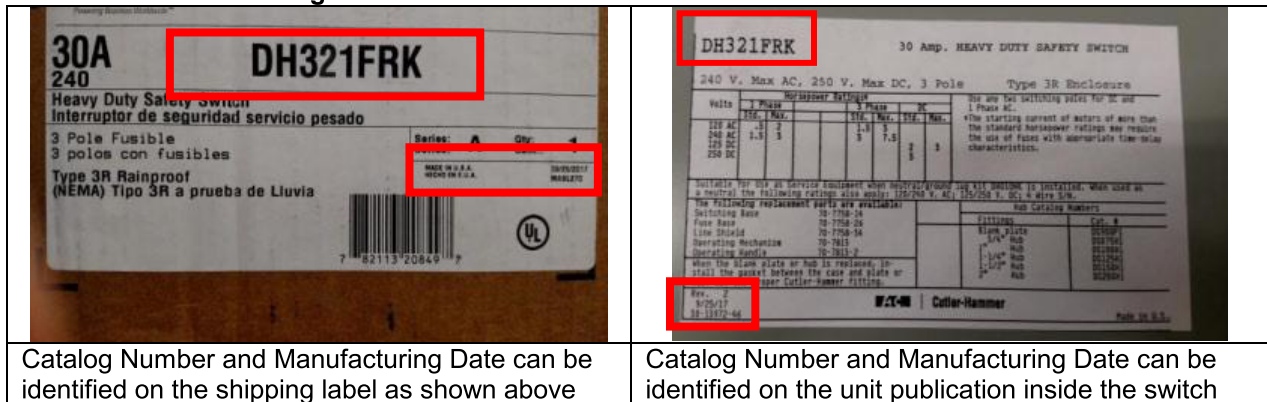
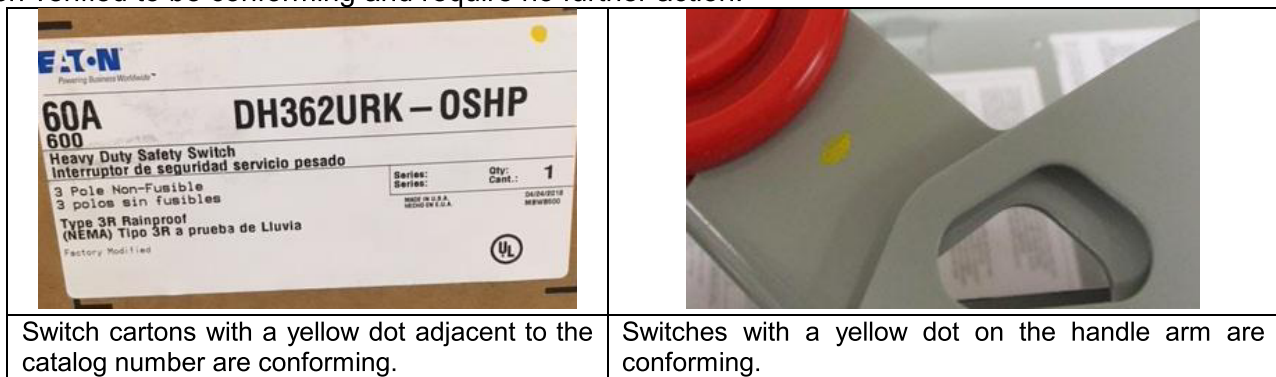


Figure 2. Identification of Conforming Switches. If any of the yellow markings as indicated below are present on your product, no return or repair is required. Switches containing this yellow marking have been verified to be conforming and require no further action.



Eaton is requesting that you assist in executing an inspection of potentially affected units as soon as possible by taking the actions below.

ACTIONS:

For Units that have not been installed:

Identify potentially affected units using the shipping label or publication shown above in Figures 1 and 2 above. If a yellow dot is located as shown in Figure 2 above, no further action is necessary for that unit.

If any potentially affected units are found:

- For Eaton authorized channel partners - Please contact Eaton's Center of Returns Excellence (CORE) at 1-800-410-2910 for a return authorization and replacement orders. Appendix A is not required.
- For OEM's, Contractors, and End Users – Repair kits for identified units will be provided free of charge. Please complete and return Appendix A online at www.eaton.com/hdss-advisorybulletin or email Appendix A to HdssAdvisoryBulletin@eaton.com to initiate the repair kit ordering process.

For units that have been installed:

DANGER

Inspection of installed units should only be performed by qualified individuals. Apply appropriate personal protective equipment and follow safe electrical work practices. Verify unit is de-energized prior to any inspection. Failure to follow these instructions will result in serious bodily injury or death.

De-energize switch and lock out upstream equipment.

Identify potentially affected units using the publication shown in Figures 1 and 2 above. If a yellow dot is located as shown in Figure 2 above, no further action is necessary for that unit.

Please complete and return Appendix A online form at www.eaton.com/hdss-advisorybulletin or email Appendix A to HdssAdvisoryBulletin@eaton.com regardless of whether any potentially affected units are identified or not.

Once Eaton is in receipt of the completed form identifying potentially affected units, Eaton will initiate a shipment of one or more repair kits at no cost to you to be installed by a qualified individual that will return the unit to conforming condition.

Until the repair kit has been installed, the unit cannot be used to disconnect power or lock-out any equipment. Mark the switch (outside the switch near the handle) with a highly visible tag/markings containing the following language: "Danger – This safety switch may not disconnect power even when the handle is in the "off" position. Eaton has been contacted and a repair kit has been requested. For removing power from the circuit or performing lock-out, the up-stream device should be utilized to switch or isolate downstream equipment."

If you need any assistance determining if your product is affected, please contact Eaton at HdssAdvisoryBulletin@eaton.com

Eaton recognizes and regrets the inconvenience this potential product nonconformance has caused you and asks for your cooperation in completing the necessary inspection. Eaton is committed to providing safe and reliable products and we greatly appreciate your assistance in this matter.

Regards,
Eaton Safety Switch Team

Appendix A

Eaton Heavy Duty Safety Switch (30/60A HD Safety Switch) Product Safety Bulletin

For Electronic Submission of this form and related documents, please visit www.eaton.com/hdss-advisorybulletin. If you are unable to submit this form electronically using the web address above, please forward this completed form to HdssAdvisoryBulletin@eaton.com.

1. Confirmation of Corrective Procedure

Please check the appropriate box below, supply the requested company information, sign and forward as stated above. For Eaton Authorized Channel Partners requesting returns for uninstalled units, please contact the CORE team directly at 1-800-410-2910 for return authorization and replacement orders (Vista Customer Number is Required).

- We have reviewed this bulletin and we have no products that are identified to be repaired.
- We are requesting repair kits to complete repairs of the affected units **and** have marked all affected units with a visible tag contained in Exhibit C or similar verbiage based upon your company's requirements.
- We have notified our end customer of the defect described above and provided the appropriate contact information on how to resolve the situation.

2. Identification Affected Product

Style or Catalog Number(s)	Quantity	Manufacturing Date(s)	Unit In Service	
			Yes	No
			Yes	No
			Yes	No
			Yes	No
			Yes	No
			Yes	No
			Yes	No
			Yes	No

3. Equipment Location

Company Name:	
Street Address:	
City:	State/Province:
Postal Code:	Country:

Your Name: _____

Vista ID (If known): _____

Contact Phone: _____

Contact Email: _____

Date: _____

Signature: _____

Appendix B


Eaton Corporation (“Eaton”) Safety Switch (30/60A HD Safety Switch) Product Safety Bulletin
For an Electronic Copy of this form and related documents, please visit www.eaton.com/hdss-advisorybulletin.

Affected catalog numbers that are included in this safety bulletin include:

Catalog Numbers Beginning with:			
DCG110	DEM362	DH361	STS262
DCG210	DH161	DH362	STS321
DCG306	DH162	DH661	STS322
DCG606	DH261	DH662	STS361
DCU110	DH262	OLI361	STS362
DCU210	DH321	OLI362	
DCU306	DH322	STS261	

Exhibit C

Print the following page and affix to any installed equipment within the above referenced date ranges

	<p>⚠ DANGER</p> <p>Hazardous voltage. Will cause death or serious injury.</p> <p>This safety switch may not disconnect power even when the handle is in the "off" position.</p> <p>Eaton has been contacted and a repair kit has been requested.</p> <p>For removing power from the circuit or performing lock-out, the up-stream device should be utilized to switch or isolate downstream equipment.</p>
--	--